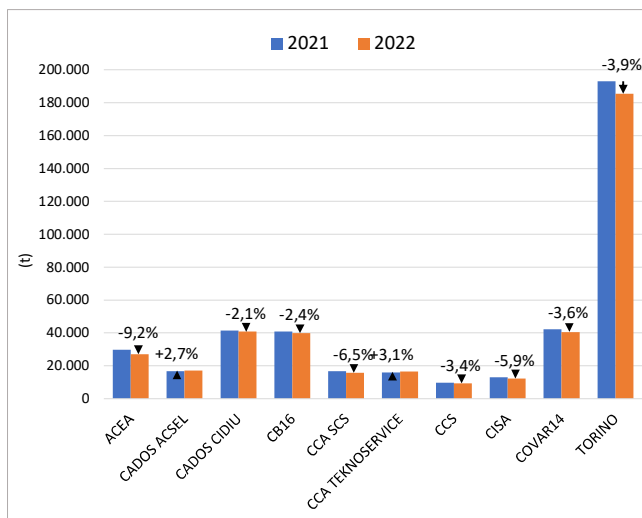


# QUANTITATIVI (t) ANNUALI RACCOLTI PER AMBITO E VARIAZIONE % 2022/2021

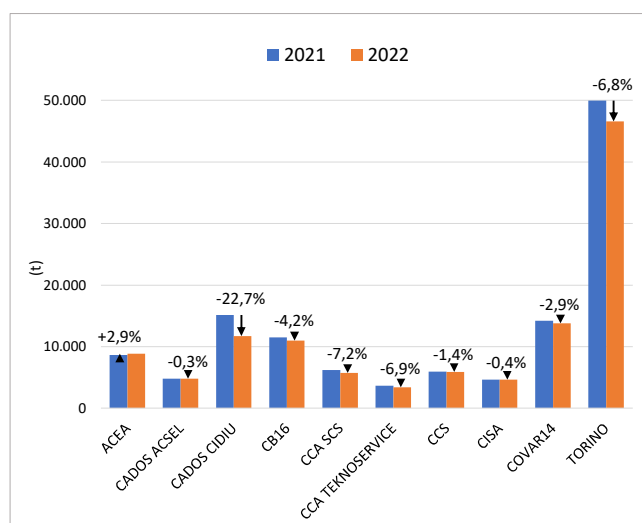
## INDIFFERENZIATO

AMBITI	2021	2022	Δ% 22/21
ACEA	29.884	27.120	-9,2%
CADOS ACSEL	16.704	17.147	2,7%
CADOS CIDIU	41.595	40.741	-2,1%
CB16	40.780	39.818	-2,4%
CCA SCS	16.837	15.745	-6,5%
CCA TEKNOSERVICE	15.966	16.454	3,1%
CCS	9.784	9.451	-3,4%
CISA	13.082	12.308	-5,9%
COVAR14	42.155	40.618	-3,6%
TORINO	193.028	185.504	-3,9%
<b>CMTO</b>	<b>419.815</b>	<b>404.907</b>	<b>-3,6%</b>



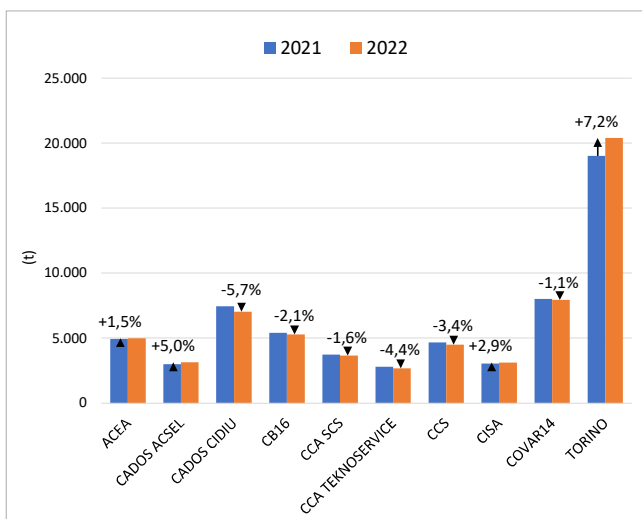
## CARTA

AMBITI	2021	2022	Δ% 22/21
ACEA	8.614	8.867	2,9%
CADOS ACSEL	4.818	4.803	-0,3%
CADOS CIDIU	15.156	11.722	-22,7%
CB16	11.477	10.998	-4,2%
CCA SCS	6.184	5.738	-7,2%
CCA TEKNOSERVICE	3.639	3.389	-6,9%
CCS	5.957	5.875	-1,4%
CISA	4.657	4.638	-0,4%
COVAR14	14.184	13.770	-2,9%
TORINO	49.971	46.582	-6,8%
<b>CMTO</b>	<b>124.657</b>	<b>116.381</b>	<b>-6,6%</b>



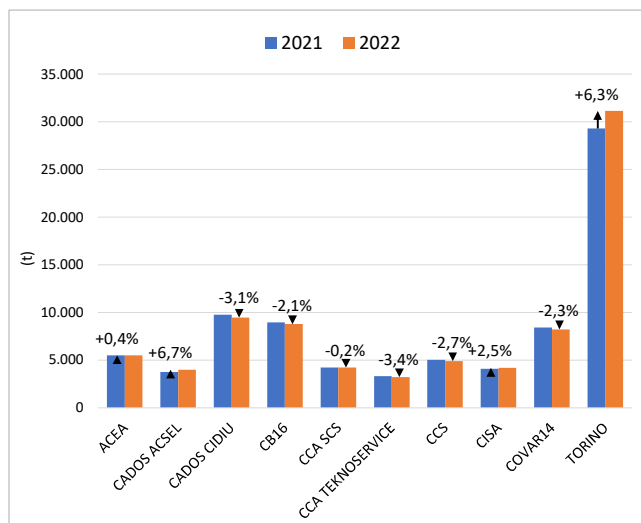
## PLASTICA

AMBITI	2021	2022	Δ% 22/21
ACEA	4.925	4.997	1,5%
CADOS ACSEL	2.984	3.132	5,0%
CADOS CIDIU	7.459	7.034	-5,7%
CB16	5.395	5.283	-2,1%
CCA SCS	3.726	3.666	-1,6%
CCA TEKNOSERVICE	2.795	2.673	-4,4%
CCS	4.653	4.497	-3,4%
CISA	3.030	3.118	2,9%
COVAR14	8.018	7.931	-1,1%
TORINO	19.013	20.378	7,2%
<b>CMTO</b>	<b>61.998</b>	<b>62.710</b>	<b>1,1%</b>



## VETRO

AMBITI	2021	2022	Δ% 22/21
ACEA	5.473	5.495	0,4%
CADOS ACSEL	3.742	3.992	6,7%
CADOS CIDIU	9.747	9.440	-3,1%
CB16	8.946	8.757	-2,1%
CCA SCS	4.218	4.208	-0,2%
CCA TEKNOSERVICE	3.317	3.205	-3,4%
CCS	5.016	4.881	-2,7%
CISA	4.066	4.167	2,5%
COVAR14	8.405	8.211	-2,3%
TORINO	29.281	31.138	6,3%
<b>CMTO</b>	<b>82.212</b>	<b>83.493</b>	<b>1,6%</b>



## FORSU

AMBITI	2021	2022	Δ% 22/21
ACEA	7.464	7.947	6,5%
CADOS ACSEL	4.558	4.467	-2,0%
CADOS CIDIU	19.541	16.501	-15,6%
CB16	14.741	13.699	-7,1%
CCA SCS	10.350	10.118	-2,2%
CCA TEKNOSERVICE	4.135	3.851	-6,9%
CCS	10.875	10.314	-5,2%
CISA	7.492	7.335	-2,1%
COVAR14	17.014	16.030	-5,8%
TORINO	56.125	53.651	-4,4%
<b>CMTO</b>	<b>152.297</b>	<b>143.912</b>	<b>-5,5%</b>

